



General Overview ASDK

Pusat Data dan Informasi



Alamat web

“

<https://data.kemkes.go.id>

“

A screenshot of the login page for the 'Aplikasi Satu Data Kesehatan'. The page has a dark blue background. In the top left corner, there is a small Indonesian flag and the text 'Aplikasi Satu Data Kesehatan' followed by 'Aplikasi Satu Data Kesehatan dikelola oleh Pusat Data dan Informasi Kementerian Kesehatan.' In the center, there is a circular logo with '1 DATA INDONESIA'. Below the logo is a 'Sign in' section enclosed in a red dashed border. This section contains a 'Username' input field, a 'Password' input field, a checkbox for 'Login using two factor authentication', a 'Sign in' button, and a 'Forgot password?' link. At the bottom of the page, there is a footer with 'Powered by DHIS 2 Satu Data Kesehatan Indonesia', '© 2019', and a '[Change language]' dropdown menu.

Halaman masuk Aplikasi
Satu Data Kesehatan

Memperbaharui
Tampilan,
Kembali ke menu
Utama

- + Search for a dashboard
- *I-SPHERE
- *ASPAK
- *Keluarga Sehat
- *Kesga
- *SIKDA Gen
- *Dashboard Dinkes Kab/Kota**
- *HIV kualitas data
- *KOMDAT Kualitas Data
- *KS - kualitas data
- *Kualitas data – KOMDAT versus program data
- *My Resources
- *NTB Immunization (WHO standard dashboard)
- *TB1. Notifications (number)
- *TB2. Notifications (rates)

***Dashboard Dinkes Kab/Kota** ☆ ⓘ EDIT SHARE FILTER

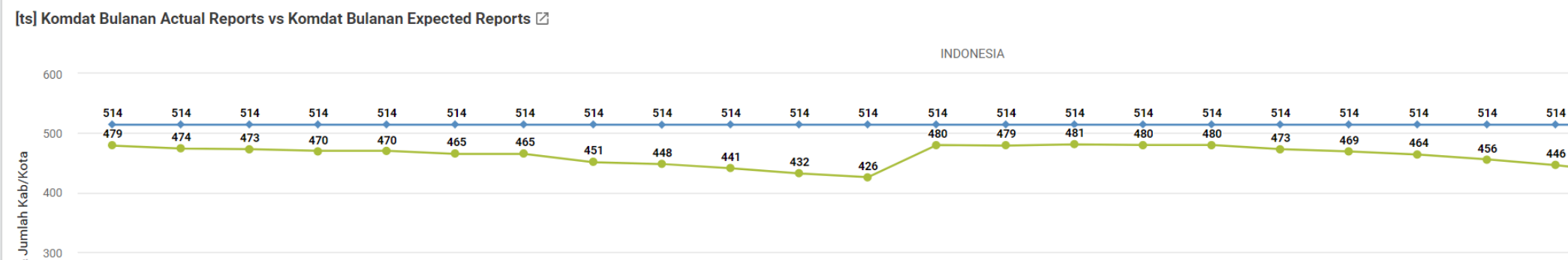
Data yang ditampilkan dari Komdat Pusdatin setelah di verifikasi oleh Dinkes Provinsi.

[ts] Tabulasi Komdat Bulanan Reporting Ra...

01: KOMDAT BULANAN Reporting rate			
Organisation unit / Period	2017	2018	2019
INDONESIA	89.1	90	4.3

[ts] Tabulasi Komdat Bulanan Reporting Rate Setiap Bulan

01: KOMDAT BULANAN Reporting rate										
Organisation unit / Period	March 2018	April 2018	May 2018	June 2018	July 2018	August 2018	September 2018	October 2018	November 2018	December 2018
INDONESIA	93.6	93.4	93.4	92	91.2	90.3	88.7	86.8	84.4	80



Menampilkan Interpretasi dalam DHIS2

- + Search for a dashboard
- *I-SPHERE
- *ASPAK
- *Keluarga Sehat
- *Kesga
- *SIKDA Gen
- *Dashboard Dinkes Kab/Kota**
- *HIV kualitas data
- *KOMDAT Kualitas Data
- *KS - kualitas data
- *Kualitas data – KOMDAT versus program data
- *My Resources
- *NTB Immunization (WHO standard dashboard)
- *TB1. Notifications (number)
- *TB2. Notifications (rates)

*Dashboard Dinkes Kab/Kota

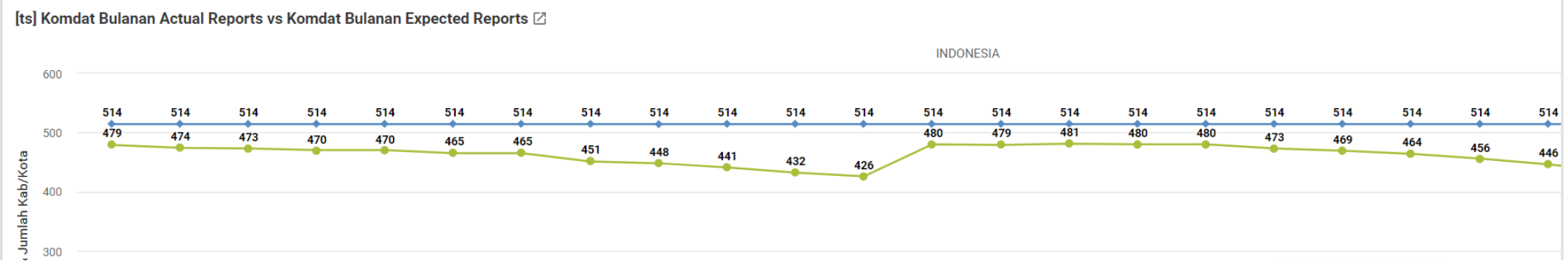
Data yang ditampilkan dari Komdat Pusdatin setelah di verifikasi oleh Dinkes Provinsi.

[ts] Tabulasi Komdat Bulanan Reporting Ra...

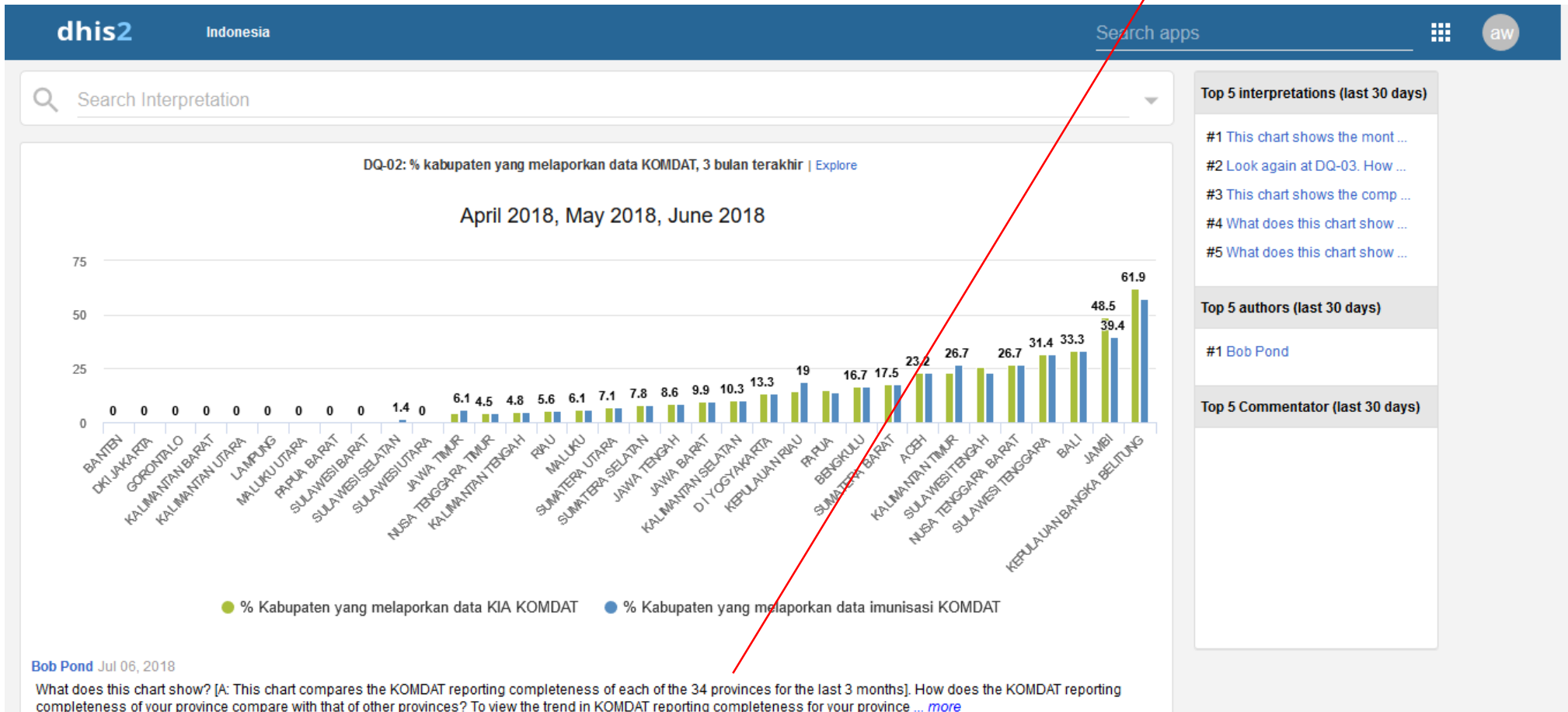
01: KOMDAT BULANAN Reporting rate			
Organisation unit / Period	2017	2018	2019
INDONESIA	89.1	90	4.3

[ts] Tabulasi Komdat Bulanan Reporting Rate Setiap Bulan

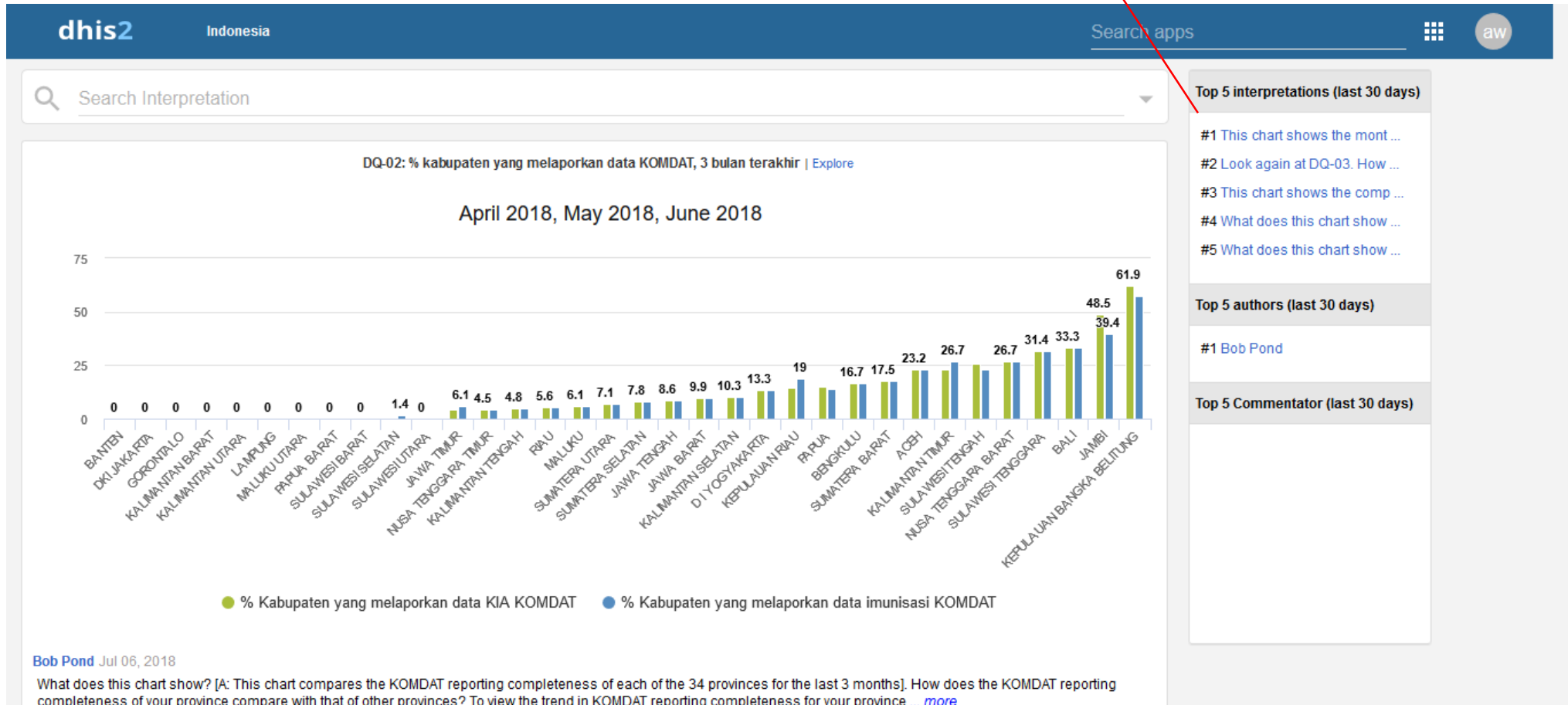
01: KOMDAT BULANAN Reporting rate										
Organisation unit / Period	March 2018	April 2018	May 2018	June 2018	July 2018	August 2018	September 2018	October 2018	November 2018	December 2018
INDONESIA	93.6	93.4	93.4	92	91.2	90.3	88.7	86.8	84.4	80



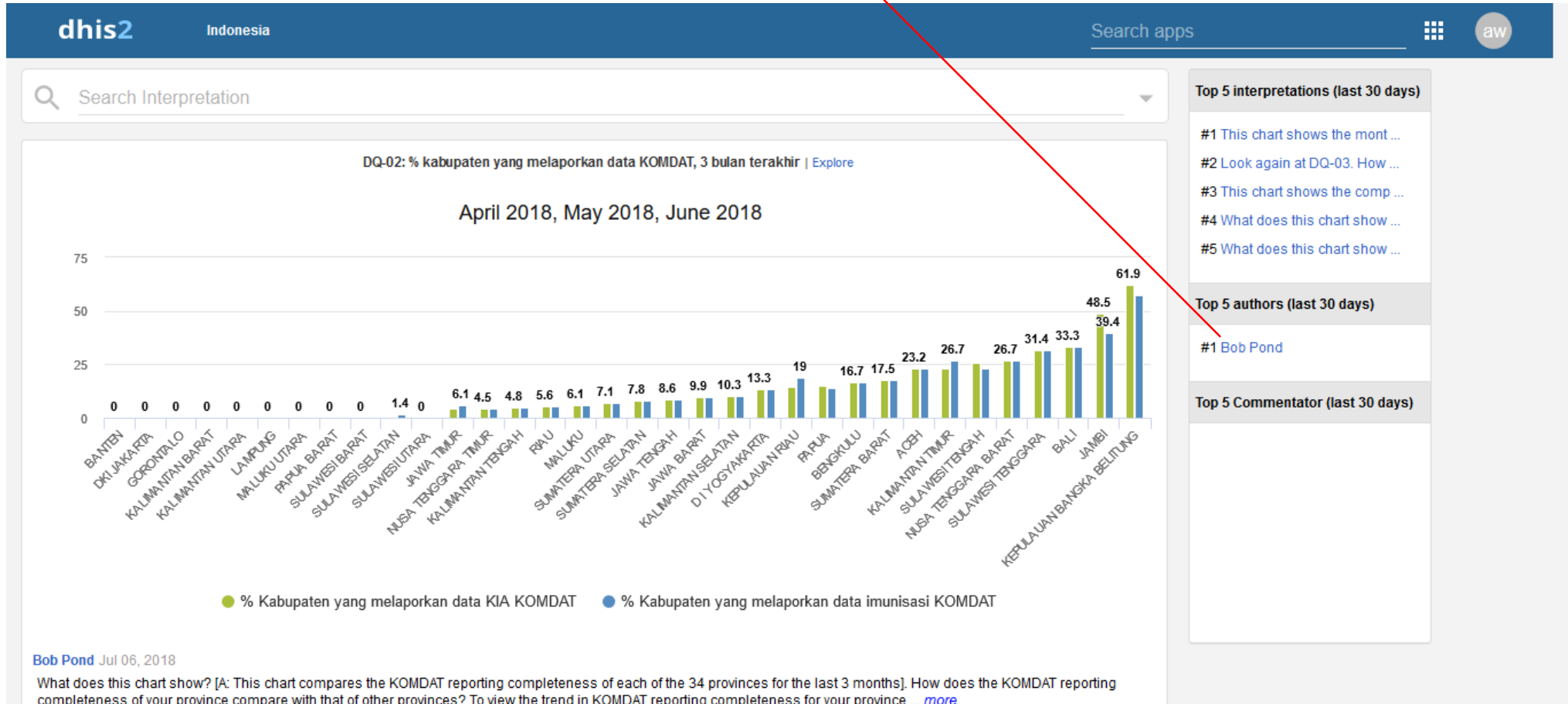
Interpretasi tampilan grafik pada ASDK



Daftar Interpretasi dalam ASDK



Daftar Pembuat Interpretasi dalam DHIS2



Daftar Komentor Interpretasi dalam DHIS2

DATA KESEHATAN | Aplikasi Satu Data Kesehatan | Search apps

Search Interpretation

Touna_Cek Persentase Gizi Buruk dirawat, Gizi Buruk ditemukan dan dirawat | Explore

Cek Kualitas Data Gizi Buruk ditemukan dan dirawat Kabupaten Tojo Una-Una

Month	PERSENTASE KAB/KOTA BALITA GIZI BURUK MENDAPAT PERAWATAN	Balita Gizi Buruk Mendapat Perawatan	Balita Gizi Buruk yang ditemukan
September 2018	28	0	0
October 2018	580	29	5
November 2018	866.7	26	3
December 2018	1150	23	2
January 2019	420	21	5
February 2019	144.4	39	27
March 2019	187.5	60	32

● PERSENTASE KAB/KOTA BALITA GIZI BURUK MENDAPAT PERAWATAN
● Balita Gizi Buruk Mendapat Perawatan
● Balita Gizi Buruk yang ditemukan

Hesti Djadi Mar 19, 2019
persoalan DO yang belum jelas. Petugas menginput data perawatan kasus gizi buruk keseluruhan yang masih dirawat. kami sudah meminta DO tentang hal ini ke Dinas Kesehatan Propinsi, namun belum diberikan.

Like · Edit · Delete
1 people liked this · 0 people commented

RS Add a comment...
Share your comment

Top 5 interpretations (last 30 days)

- #1 2017: karena masih offlin ...
- #2 Belum Semua Puskesmas mel ...
- #3 persoalan DO yang belum j ...
- #4 <p>Cakupan balita ditimba ...
- #5 <p>Pada Tahun 2018 jumlah ...

Top 5 authors (last 30 days)

- #1 kepala dinas kesehatan kab bekasi dikes kabkot
- #2 Datin Kab. Indramayu
- #3 PKM BINONG PKM BINONG
- #4 Hesti Djadi
- #5 Ni'mah H.

Top 5 Commentator (last 30 days)

- #1 Datin Kab. Indramayu

andri-maps-indramayu | Explore

Menampilkan
Pesan
dalam DHIS2

The screenshot displays the DHIS2 interface for Indonesia. At the top, there is a navigation bar with the 'dhis2' logo, the country name 'Indonesia', and a notification icon with '99+' next to it. Below the navigation bar, there is a search bar and several dashboard selection buttons: '*Immunization (WHO standard dashboard)', '*NTB Immunization (WHO standard dashboard)', '*TB1. Notifications (number)', and '*TB2. Notifications (rates)'. The main content area shows the selected dashboard, '*Immunization (WHO standard dashboard)', with options to star, edit, share, and filter. Below this, there are four map widgets, each with a title and a 'Share' icon. The maps show the geographical distribution of immunization coverage for BCG, DPT-HepB-HiB (third dose), Campak (first dose), and DPT-HepB-HiB (first and third doses) in 2017. The maps are color-coded to represent different levels of coverage. The notification icon in the top right corner of the dashboard is highlighted by a red box, indicating that it is used to display messages within the system.



- Dashboard
- Dashboard
- Profile
- Messages
- Interpretations

Messages ?

[Write message](#) [Write feedback](#) [Inbox](#) [Follow up](#) [Unread](#)

Sender	Subject	Date
--------	---------	------


Menampilkan
Aplikasi
dalam DHIS2




The screenshot displays the DHIS2 web interface for the 'Indonesia' region. The top navigation bar includes the 'dhis2' logo, the region name 'Indonesia', and a search bar for applications. Below the navigation bar, there are search filters for dashboards, with '*Immunization (WHO standard dashboard)' selected. The main content area shows a dashboard titled '*Immunization (WHO standard dashboard)' with a map of Indonesia and several data visualization widgets. A modal window is open, displaying a grid of application icons: Pivot Table, Data Visualizer, GIS, Event Reports, Event Visualizer, Data Entry, Event Capture, Tracker Capture, Data Administration, Import-Export, Mobile Configuration, and Users. At the bottom of the modal is a 'Manage my apps' link. The interface also shows other dashboard titles like 'EPI-01: Cakupan BCG, 2017', 'EPI-03: Cakupan Campak dosis pertama, 2017', and 'EPI-04: DPT-HepB-HiB, dosis pertama & dosis ketiga, 2017'.


Menampilkan
Profile Pengguna
dalam DHIS2

The screenshot displays the DHIS2 interface for the 'Indonesia' region. At the top, the 'dhis2' logo and 'Indonesia' are visible. A search bar contains 'Search apps'. Below this, a dashboard titled '*Immunization (WHO standard dashboard)' is shown, featuring a map of Indonesia with various regions color-coded. A user profile dropdown menu is open, showing options for 'Settings', 'Profile', 'Account', 'Help', and 'About DHIS 2'. The user's name 'adi wibowo' and email 'adiwahyu.dhis2@gmail.com' are listed, along with a 'Log out' button. The bottom of the screen shows a search bar and navigation options.

Versi DHIS2

 **Aplikasi Satu Data Kesehatan**



DHIS 2 Online
Home Page
Launchpad Site

About DHIS 2

Web API:
[Browse it here](#)

Current user:
rath.syabrina

Version:
2.31.2

Build revision:
f3d71fe

Build date:
2019-03-22 14:08

Jasper reports version:
6.3.1

User agent:
Mozilla/5.0 (Windows NT 10.0; Win64; x64) AppleWebKit/537.36 (KHTML, like Gecko) Chrome/72.0.3626.121 Safari/537.36

Server date:
2019-03-25 08:23

Last analytics table generation:
2019-03-25 02:00

Time since last analytics table generation:
6 h, 23 m, 54 s

Last analytics table runtime:
4 m, 1 s

Environment variable:
DHIS2_HOME

System ID:
9c578ec3-30d0-41f2-91c1-e282031ab5b5

Last monitoring request:

External configuration directory:
/var/lib/dhis2/data

File store provider:
filesystem

Node ID:

Cache provider:
ehcache

Database name:

Database user:

Read replica count:
0

Java opts:

Java version:

Mengubah Pengaturan Pengguna dalam DHIS2

dhis2 Indonesia Search apps aw

- Edit user settings**
- Edit user profile
- Edit account settings
- View full profile

Edit user settings

- Interface language
- Database language
- Style
- Property to display in analysis modules
- Enable message email notifications
- Enable message SMS notifications

Mengubah Profile
Pengguna dalam DHIS2

dhis2 Indonesia Search apps aw

Edit user profile

- Edit user settings
- Edit user profile**
- Edit account settings
- View full profile

First name
adi

Surname
wibowo

E-mail
adiwahyu.dhis2@gmail.com

Mobile phone number
0818488280

Introduction

Job title

Gender

Mengatur Akun /Pengguna dalam DHIS2

dhis2 Indonesia Search apps aw

- Edit user settings
- Edit user profile
- Edit account settings**
- View full profile

Edit account settings

Username
adidhis2

Old password

New password

Repeat new password

UPDATE PASSWORD

Menampilkan Profile Pengguna dalam DHIS2

The screenshot displays the DHIS2 user interface. The top navigation bar includes the 'dhis2' logo, the text 'Indonesia', a search bar with the placeholder 'Search apps', and a user profile icon labeled 'aw'. On the left sidebar, there are four menu items: 'Edit user settings', 'Edit user profile', 'Edit account settings', and 'View full profile' (which is highlighted). A modal window titled 'View full profile' is open, showing the following user information:

First name	adi
Surname	wibowo
Gender	
E-mail	adiwahyu.dhis2@gmail.com
Mobile phone number	0818488280
Introduction	
Birthday	
Nationality	
Employer	kemenkes
Job title	
User roles	Superuser
User org units	INDONESIA
Education	
Interests	
Languages	

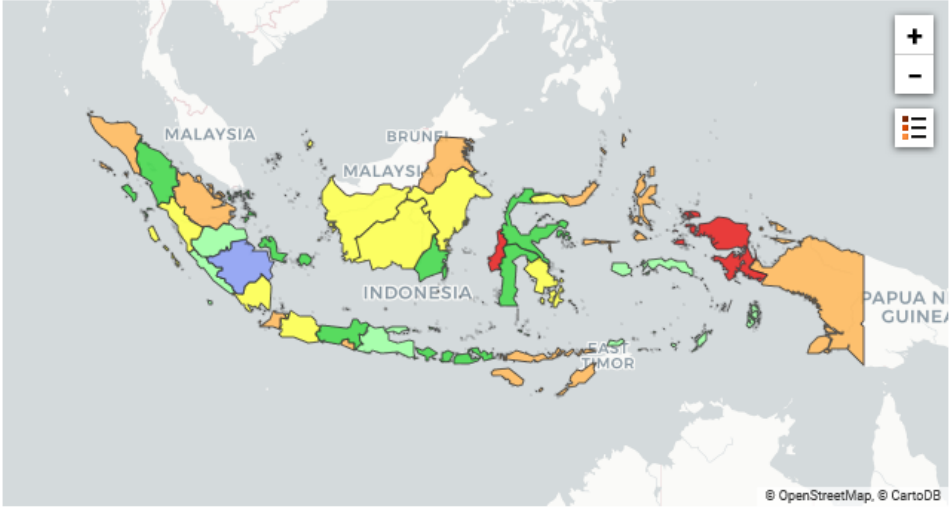
Membuat
Dashboard Baru
dalam DHIS2

dhis2 Indonesia 99+ Search apps aw

+ Search for a dashboard *Immunization (WHO standard dashboard) *NTB Immunization (WHO standard dashboard) *TB1. Notifications (number) *TB2. Notifications (rates) [SHOW MORE](#)

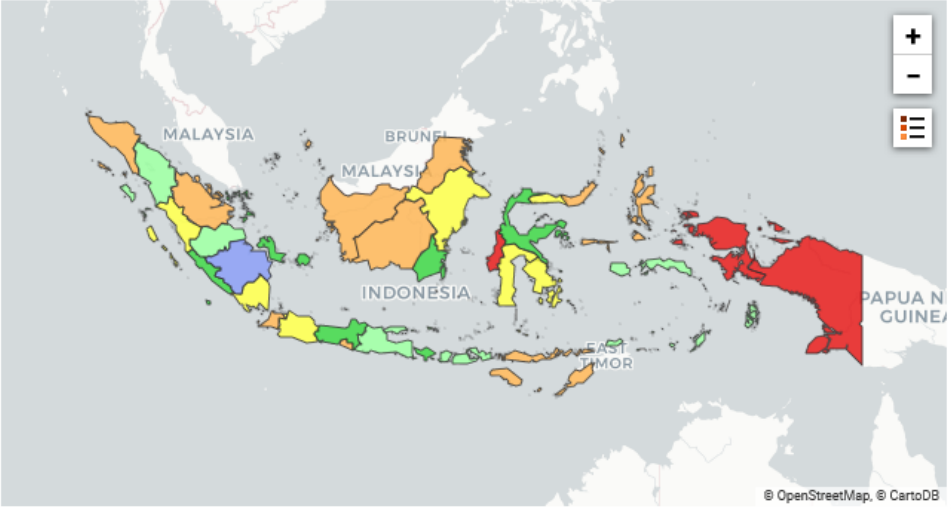
***Immunization (WHO standard dashboard)** ☆ i [EDIT](#) [SHARE](#) [FILTER](#)

EPI-01: Cakupan BCG, 2017 🗨 ☰ 📊 🌐



© OpenStreetMap, © CartoDB

EPI-02: Cakupan DPT-HepB-HiB dosis ketiga, 2017 🗨 ☰ 📊 🌐



© OpenStreetMap, © CartoDB

EPI-03: Cakupan Campak dosis pertama, 2017 🗨 ☰ 📊 🌐

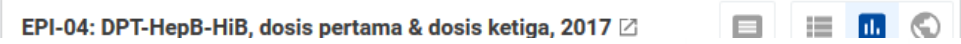
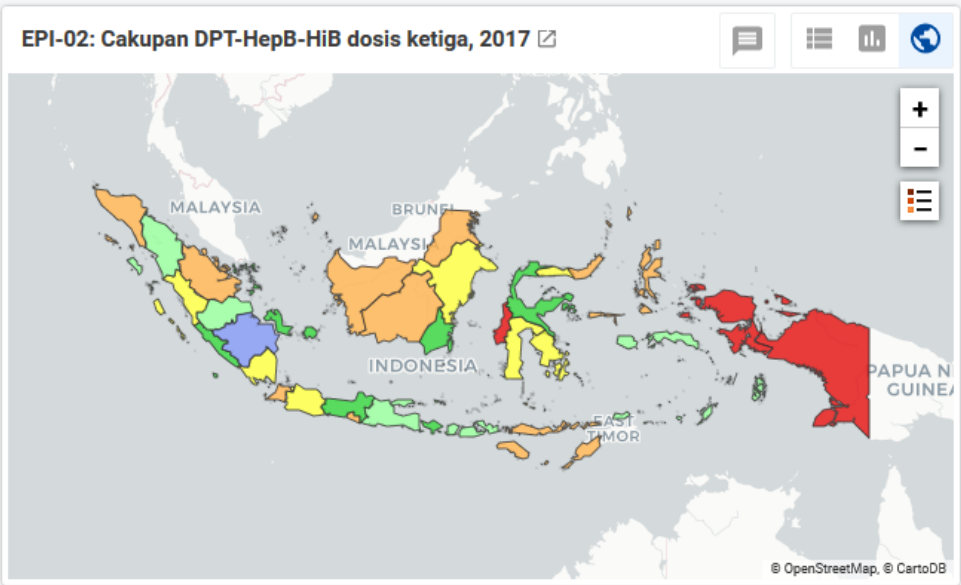
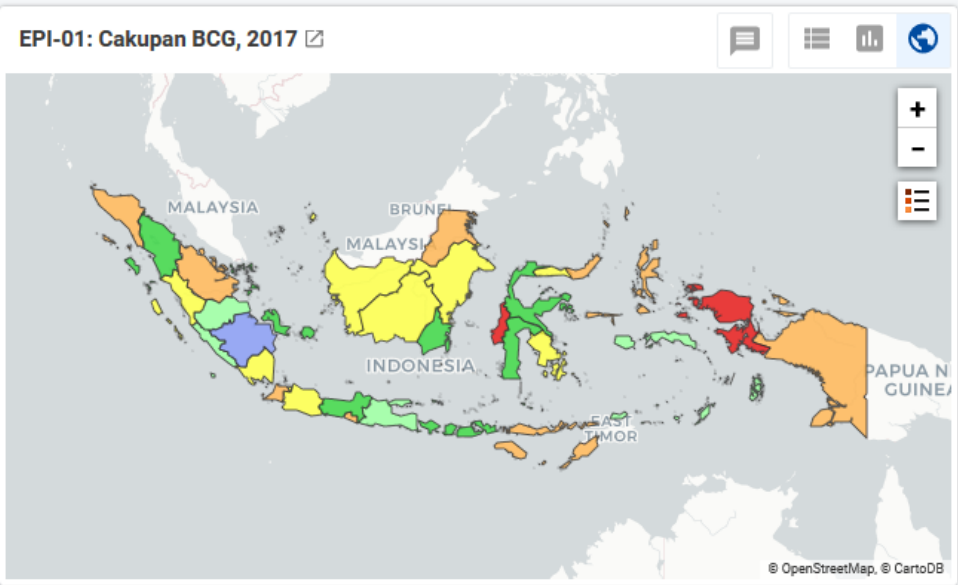
EPI-04: DPT-HepB-HiB, dosis pertama & dosis ketiga, 2017 🗨 ☰ 📊 🌐

Melihat
Dashbord DHIS2

dhis2 Indonesia 99+ 📧 🔍 Search apps ☰ aw

+ Search for a dashboard ***Immunization (WHO standard dashboard)** *NTB Immunization (WHO standard dashboard) *TB1. Notifications (number) *TB2. Notifications (rates) [SHOW MORE](#)

***Immunization (WHO standard dashboard)** ☆ ⓘ [EDIT](#) [SHARE](#) [FILTER](#)



thank you!